

# CPhI festival of pharma<sup>®</sup>



## Exhibitor guide During Event

Registration and Welcome  
Partner



Innovation  
through  
formulation





# Contents

Step 1

**General Information** ▶

Step 2

**How to navigate through  
the Event Agenda** ▶

Step 3

**How to attend meetings** ▶

Step 4

**How to join a content  
session** ▶

Step 5

**How to plan your  
schedule & reschedule  
meetings** ▶





# Welcome from our Registration Sponsor

## Azelis welcomes you to CPhI Festival of Pharma

CPhI Festival of Pharma is a great initiative and an exciting opportunity to embrace today's technology to connect during these difficult times. Staying connected is key in a continuously changing industry where new insights and perspectives are more valuable than ever.

Azelis is a specialty chemicals distributor and an innovative service provider. At Azelis, we constantly look for ways to make a difference and to bring real value to our customers. New insights and perspectives are the drivers of innovation, and knowledge sharing is always high on our agenda. Innovation through formulation is our strapline, purpose, passion and promise to every colleague, customer and partner worldwide. A reminder that ideas and expertise can change lives; that a world of discoveries still awaits; and the future is ours to imagine.



We are excited to finally connect again, and look forward to the great line-up at the festival. We kindly invite you to **visit our company page** and to get in touch with our experts!

We can't wait to meet you again in person, but let's make this first digital edition one to remember!

**Matthew Dickman**

Azelis Market Segment Director Pharma

Azelis is a leading specialty chemicals distributor with unrivalled sourcing from reputable manufacturers worldwide.

Get in touch with our experts and find out what Azelis can do for you!



# How to access CPhI Festival of Pharma

To access CPhI Festival of Pharma, go to **www.festivalofpharma.com** and click on the highlighted “**Log In**” button.

If prompted, use your CPhI-Online credentials to log in. These are the same ones that you have used to register to CPhI Festival of Pharma.

You will be redirected to your personal CPhI-Online profile page. This is your homepage where you can see all the essential information to make the most of your experience at the event and access all important features and settings.

To enter the CPhI Festival of Pharma platform, click the big orange “**Enter Festival of Pharma!**” button.

The screenshot displays the CPhI Online website. At the top, there's a dark header with the 'informa' logo. Below it, the 'CPhIOnline' logo is on the left, followed by a search bar and a 'My account' link. A central banner features the text 'PRODUCTS FROM PEOPLE WHO CARE', 'Join us @ CPhI festival of pharma 5 - 16 October 2020', and 'ALFASIGMA Contract Manufacturing' with a 'BOOK A MEETING' button. A navigation bar includes 'Home', 'News', 'Events', and 'Contact', along with a 'Subscribe to our newsletter' link. Below this, a breadcrumb trail reads 'Home > Events > Festival of Pharma Registration Confirmation'. The main content area shows the 'CPhI festival of pharma' logo and the dates '5 - 16 October 2020'. A large orange button labeled 'ENTER FESTIVAL OF PHARMA' is prominent. Below the button, a message reads 'Congratulations Bruno,' followed by 'You now officially have access to the CPhI Festival of Pharma!' and 'Your registration key is'.

Congratulations, you are now logged in to the CPhI Festival of Pharma platform! Explore our unmissable line-up of content sessions and network with professionals from all over the world!



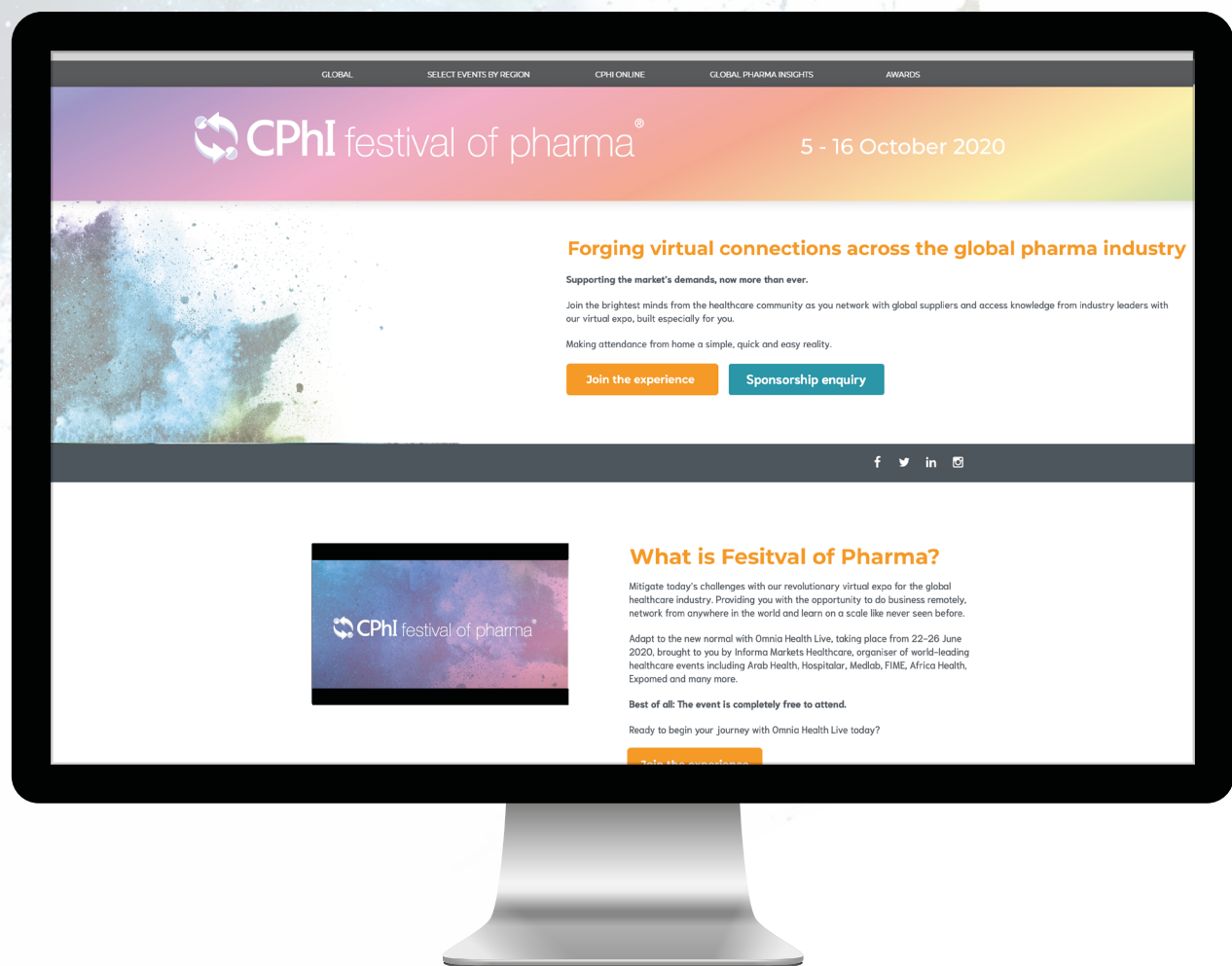
## Step 1

# General information

## CPhI Festival of Pharma is powered by Grip

An advanced AI-powered event matchmaking that empowers you with quality interactions. It uses natural language processing, advanced algorithms and deep neural networks to constantly learn about your professional goals and interests.

Grip takes the work out of networking through intelligent matchmaking – making it more fun and as efficient as ever.



## Step 2

# How to navigate through the Event Agenda

## Event Agenda

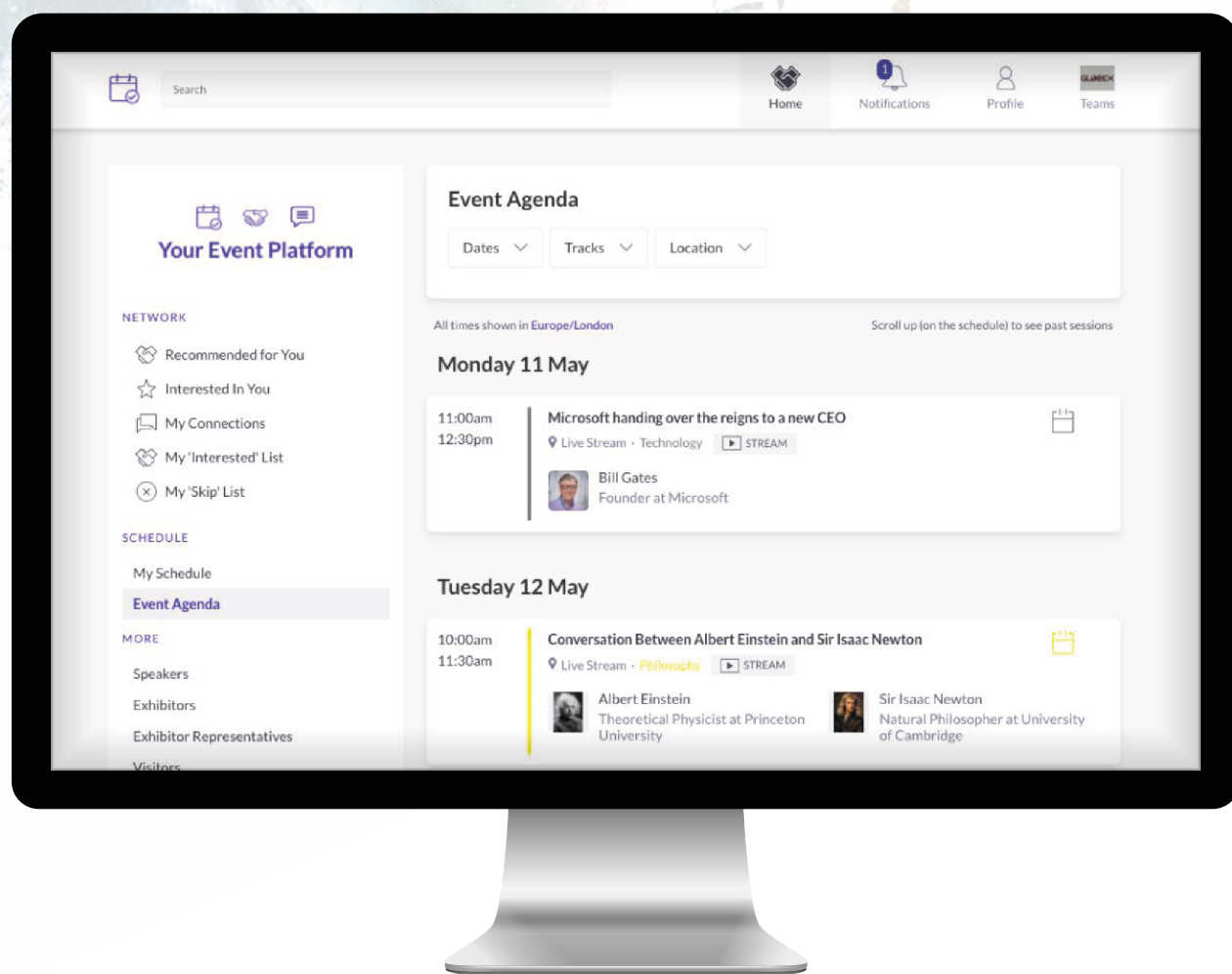
Go to the “Event Agenda” tab on the left-hand side.

In this section, you can discover our unmissable line-up and bookmark the sessions you are interested in attending. You can view all sessions of CPhI: Festival of Pharma or you can narrow down your search by for example the date.

## Save to My Schedule

To save the meetings you are interested in, just click on the calendar icon next to the title of the session.

Once you have saved a meeting, it will be visible in “My Schedule” and you will be able to join at the given time.



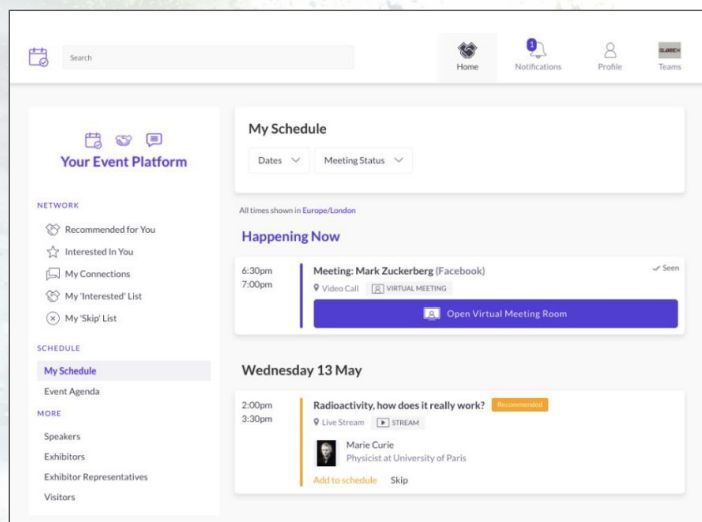


## Step 3

# Attend a meeting

## My Schedule

To attend a meeting, click to the “My Schedule” tab on the left-hand side. The “My Schedule” tab keeps track of all the meetings you have requested and scheduled and the sessions you will be attending.

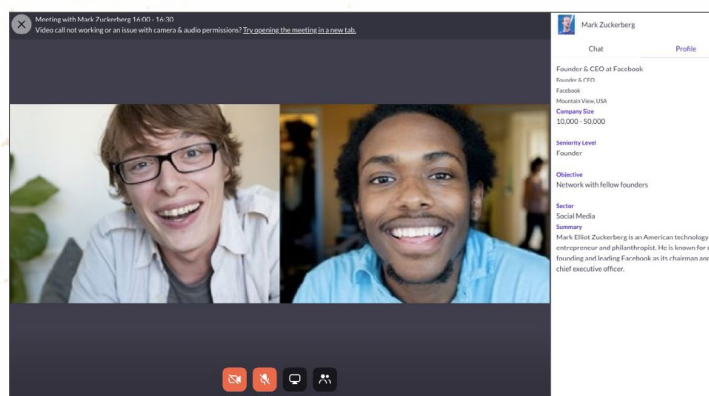


## Meeting Rooms

For scheduled meetings there are virtual meeting rooms available. These become active automatically 5 minutes before the meeting is scheduled to start. Click on “Open Virtual Meeting Room” to attend your meeting.

Once you’ve joined a virtual meeting room you will be able to:

- Review the profile of the person you are meeting
- Send a message to the person you are meeting
- Share your screen



## Please note:

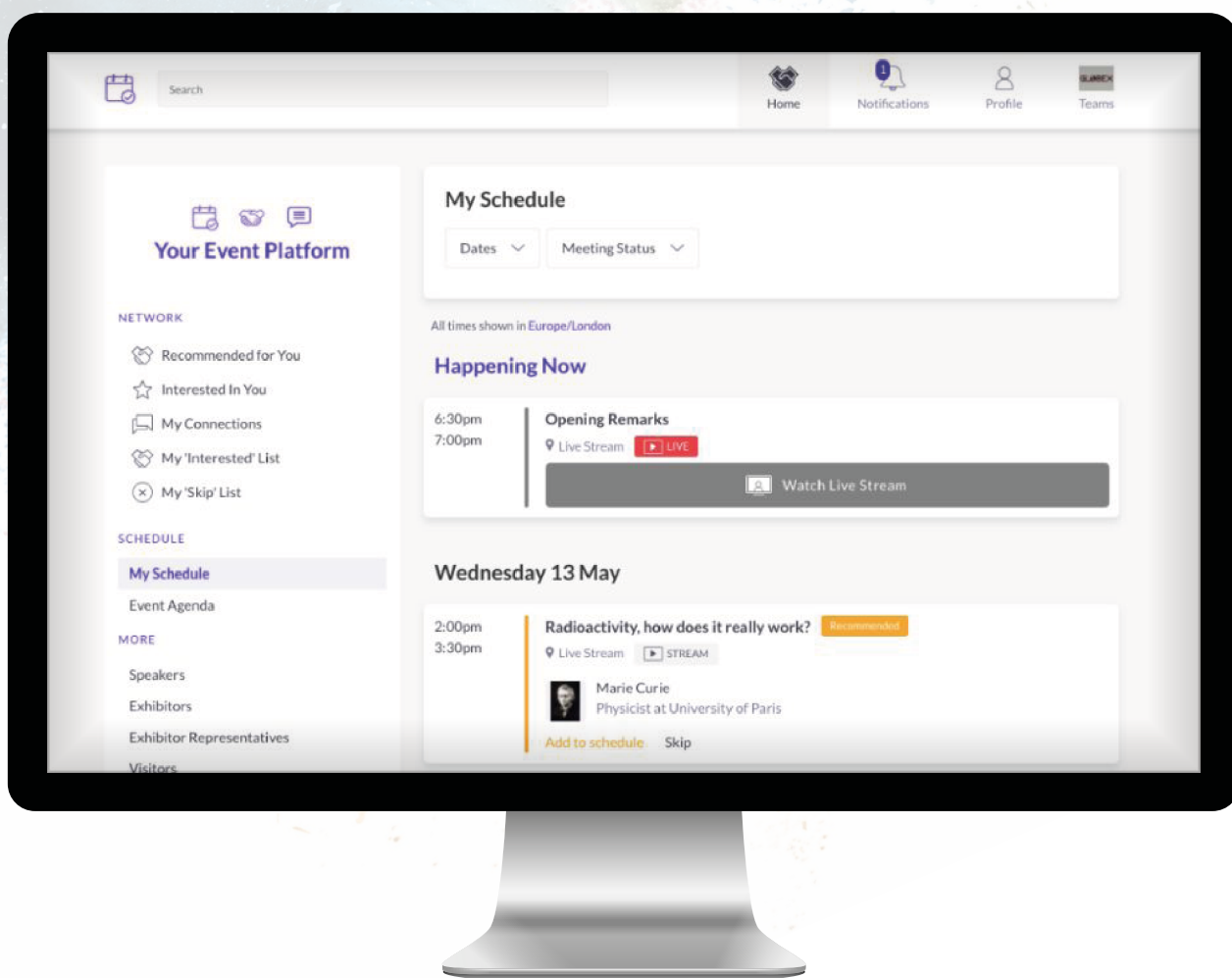
- Meeting rooms are only available for scheduled meetings; (if the meeting is pending or cancelled, the virtual meeting room will be unavailable).
- The meeting duration is not limited once you are in the virtual meeting room.
- You can go in and out of the Virtual Meeting Room within the scheduled meeting time, however, once the meeting time has expired you will be unable to access the Virtual Meeting Room.

## Step 4

# Join a content session

Go to the “My Schedule” tab on the left-hand side. In this section, you will be able to keep track of the meetings you have requested and scheduled and the sessions you will be attending.

At the date and time of the session you are attending, click on the “Watch Live Stream” button to access the session.





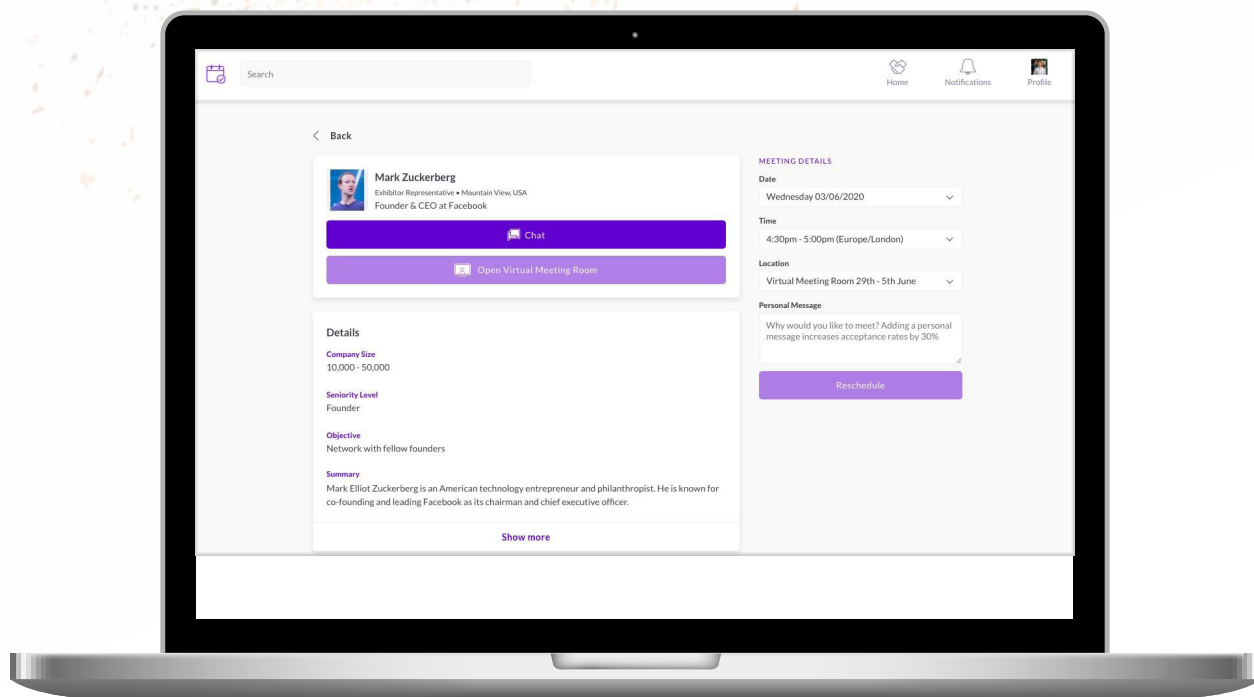
## Step 5

# Plan your schedule & reschedule meetings

## Plan your schedule

Reschedule a meeting in 5 easy steps:

- 1 Go to the “My Schedule” tab on the left-hand side.
- 2 Find the meeting you want to reschedule and click on that meeting.
- 3 Click on reschedule
- 4 Select a new date, time and location and enter a message if you wish.
- 5 Click on “Reschedule” to confirm new meeting details. When you click on “Reschedule”, the other party will receive a notification.







CPHI festival of pharma®